


**Unaudited Financial Statements
of
BCB ICL Growth Fund**

For the half year ended on 31 December 2024


BCB ICL Growth Fund
Statement of Financial Position
As at 31 December 2024

Particulars	Notes	Amount in BDT	
		31 Dec 2024	30 Jun 2024
Assets			
Investments in securities at market price	03	124,881,848	151,492,335
Investment in Bond	04	50,963,910	46,415,765
Accrued Interest on T-bond	4.01	320,692	54,024
Preliminary and issue expenses	05	157,387	479,157
Receivables	06	3,093,325	1,150,230
Cash and cash equivalents	07	824,802	1,048,847
Advance, deposits and prepayments	08	272,665	415,939
Total assets		180,514,629	201,056,298
Less: Liabilities			
Accrued expenses and others	09	2,320,950	2,466,574
Net assets		178,193,679	198,589,723
Owner's equity			
Unit capital	10	160,791,360	198,322,010
Unit transaction reserve	11	(19,104,121)	(7,004,351)
Retained earnings	12	36,506,440	7,272,065
		178,193,679	198,589,723
Net Asset Value (NAV) per unit:			
At cost price	13	11.27	11.11
At market price	14	11.08	10.01

These financial statements should be read in conjunction with annexed notes


Chairman, Trustee
Investment Corporation
of Bangladesh


Member, Trustee
Investment Corporation
of Bangladesh


Asset Manager
Impress Capital Limited


Dhaka
Dated: January 23, 2024



BCB ICL Growth Fund
Statement of Profit or Loss and Other Comprehensive Income
For the half year ended on December 31, 2024

Particulars	Notes	Amount in BDT			
		01 Jul 2024 to 31 Dec 2024	01 Jul 2023 to 31 Dec 2023	01 Oct 2024 to 31 Dec 2024	01 Oct 2023 to 31 Dec 2023
Income					
Net gain/(loss) on sale of marketable securities	15	5,129,666	391,340	(9,778,752)	-
Dividend income	16	5,525,896	2,353,593	2,498,946	1,888,593
Interest income	17	3,077,375	1,554,387	1,496,514	721,125
		<u>13,732,937</u>	<u>4,299,321</u>	<u>(5,783,293)</u>	<u>2,609,718</u>
Less: Expenses					
Amortization of preliminary expenses		321,770	321,770	160,885	160,885
Bank charges and others	18	138,747	154,913	78,863	146,832
BSEC annual fees		99,461	-	49,730	-
CDBL annual fees		23,000	-	11,500	-
CDBL charges		151,266	9,791	82,835	8,906
Custodian fees		72,938	72,000	33,902	33,665
IPO application fees		-	3,000	-	3,000
Management fees	19	2,081,238	2,440,261	960,809	1,212,279
Printing and publication expenses		106,087	170,774	42,981	74,941
Trustee fees	20	146,641	173,568	67,335	86,195
		<u>3,141,147</u>	<u>3,346,076</u>	<u>1,488,840</u>	<u>1,726,703</u>
Net realized profit/(loss)		<u>10,591,791</u>	<u>953,245</u>	<u>(7,272,133)</u>	<u>883,015</u>
(Provision)/Write back of provision for the period	21	18,642,585	74,028	(331,078)	(17,414)
Net profit/loss for the period		<u>29,234,375</u>	<u>1,027,273</u>	<u>(7,603,211)</u>	<u>865,601</u>
Number of outstanding units		16,079,136	21,054,644	16,079,136	21,054,644
Earnings per unit for the period	22	1.82	0.05	(0.47)	0.04
Other comprehensive income					
Unrealized gain increase or decrease during the period		-	-	-	-
Total comprehensive income during the period		<u>29,234,375</u>	<u>1,027,273</u>	<u>(7,603,211)</u>	<u>865,601</u>

These financial statements should be read in conjunction with annexed notes


Chairman, Trustee
Investment Corporation
of Bangladesh


Member, Trustee
Investment Corporation
of Bangladesh


Asset Manager
Impress Capital Limited

Dhaka
Dated: January 23, 2024



BCB ICL Growth Fund
Statement of Changes in Equity
For the half year ended on December 31, 2024

Amount in BDT

Particulars	Unit capital	Unit transaction reserve	Unrealized gain	Retained earnings	Total equity
Balance as at 01 July 2024	198,322,010	(7,004,351)	-	7,272,065	198,589,724
Unit subscribed during the period	17,189,450	-	-	-	17,189,450
Unit surrendered during the period	(54,720,100)	-	-	-	(54,720,100)
Unit transaction reserve	-	(12,099,770)	-	-	(12,099,770)
Net profit/(loss) for the period	-	-	-	29,234,375	29,234,375
Cash dividend paid for the year 2023-24	-	-	-	-	-
Unrealized gain during the period	-	-	-	-	-
Balance as at 31 December 2024	160,791,360	(19,104,121)	-	36,506,440	178,193,679

Balance as at 01 July 2023	213,769,890	(4,794,916)	-	21,520,756	230,495,730
Unit subscribed during the period	1,210,320	-	-	-	1,210,320
Unit surrendered during the period	(4,433,770)	-	-	-	(4,433,770)
Unit transaction reserve	-	(275,664)	-	-	(275,664)
Net profit/loss for the period	-	-	-	1,027,273	1,027,273
Cash dividend paid for the year 2022-23	-	-	-	-	-
Unrealized gain during the period	-	-	-	-	-
Balance as at 31 December 2023	210,546,440	(5,070,580)	-	22,548,029	228,023,889

মাহাবীব
Chairman, Trustee
Investment Corporation of
Bangladesh

[Signature]
Member, Trustee
Investment Corporation of
Bangladesh

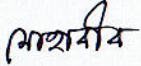
[Signature]
Asset Manager
Impress Capital Limited
26/1/24

Dhaka
Dated: January 23, 2024




BCB ICL Growth Fund
Statement of Cash Flows
For the half year ended on December 31, 2024

Particulars	Amount in BDT	
	01 Jul 2024 to 31 Dec 2024	01 Jul 2023 to 31 Dec 2023
A. Cash flows from operating activities		
Net gain/(loss) on sale of marketable securities	5,129,666	391,339
Dividend income received	3,751,796	801,840
Interest income received	2,908,381	1,677,635
Advance, deposits and prepayments	143,274	-
Payment made for expenses	(2,965,002)	(3,047,252)
Net cash flows from operating activities	8,968,116	(176,439)
B. Cash flows from investing activities		
Investment in marketable securities	41,003,072	(762,699)
Investment in Bill & Bond	(4,814,813)	-
Investment in IPO/Refund from IPO	4,250,000	(680,000)
Net cash used in investing activities	40,438,259	(1,442,699)
C. Cash flows from financing activities		
Issuance of new units	17,189,450	1,210,320
Surrender of units	(54,720,100)	(4,433,770)
Unit transaction reserve	(12,099,770)	(275,664)
Cash dividend paid	-	-
Net cash generated from financing activities	(49,630,420)	(3,499,115)
Net cash flows for the period	(224,045)	(5,118,251)
Cash and cash equivalents at the beginning of the period	1,048,847	47,649,901
Cash and cash equivalents at the end of the period	824,802	42,531,650
Net operating cash flows	8,968,116	(176,439)
Number of outstanding units	16,079,136	21,054,644
Net operating cash flow per unit for the period	0.56	(0.01)


Chairman, Trustee
Investment Corporation of
Bangladesh


Member, Trustee
Investment Corporation of
Bangladesh


Asset Manager
Impress Capital Limited



Dhaka
Dated: January 23, 2024

BCB ICL Growth Fund
Notes to the Financial Statements
As at and for the half year ended on 31 December 2024

01 The Fund and the legal status

BCB ICL Growth Fund (the Fund), an open end mutual fund sponsored by Bangladesh Commerce Bank Limited was established on November 9, 2017 under the Trust Act, 1882 and registered under the Registration Act, 1908 and subsequently on December 4, 2017 obtained registration from the Bangladesh Securities and Exchange Commission as a mutual fund under the Bangladesh Securities and Exchange Commission (Mutual Fund) Rules, 2001. The key partners of the fund are as follows:

Sponsor : Bangladesh Commerce Bank limited
Trustee : Investment Corporation of Bangladesh
Asset manager : Impress Capital Limited
Custodian : BRAC Bank Limited

02 Basis of Accounting

These financial statements have been prepared under historical cost convention in accordance with generally accepted accounting principles as laid down in the International Accounting Standards (IASs)/International Financial Reporting Standards (IFRSs), applicable to the Fund. The disclosures of information are made in accordance with the requirements of Deed, Securities and Exchange Rules 2020, securities and exchange commission (Mutual Fund) Rules, 2001 and other applicable rules and regulations.

		Amount in BDT	
		31 Dec 2024	30 Jun 2024
03 Investments in securities at market price			
Investment in marketable securities (Annexure-A)		124,881,848	147,242,335
Investment in IPO (Techno Drugs Ltd.)		-	4,250,000
		124,881,848	151,492,335
04 Investment in Bill & Bond			
Total Value as at 31st December, 2024 (Annexure B)		50,963,910	46,415,765
4.01 Accrued Interest on T-bond			
10 Year Govt. Treasury Bond (BD0934401102)		15,270	11,651
10 Year Govt. Treasury Bond (BD0934311103)		32,417	-
10 Year Govt. Treasury Bond (BD0934401102)		11,349	-
15 Year Govt. Treasury Bond (BD0939371151)		15,085	12,117
15 Year Govt. Treasury Bond (BD0939371151)		20,474	-
15 Year Govt. Treasury Bond (BD0939371151)		45,311	-
20 Year Govt. Treasury Bond (BD0942241201)		-	22,804
20 Year Govt. Treasury Bond (BD0943281206)		-	7,453
20 Year Govt. Treasury Bond (BD0944051202)		65,413	-
20 Year Govt. Treasury Bond (BD0944051202)		104,633	-
20 Year Govt. Treasury Bond (BD0944051202)		10,740	-
		320,692	54,024
Note:	The accrued interest associated for the re-issued bond purchase and will offset the amount while the bond's first coupon received.		
05 Preliminary and issue expenses			
Opening balance as on 01 July 2024		479,157	1,119,199
Amortization during the period		(321,770)	(640,042)
Closing balance as on 31 December 2024		157,387	479,157
06 Receivables			
Interest receivables from SND A/C		-	-
Interest receivable from Treasury Bond	6.01	1,173,825	1,004,830
Dividend receivables	6.02	1,919,500	145,400
		3,093,325	1,150,230
	Regarding dividend receivable, we have taken into consideration the record date declared by the Company, as the investor is entitled to the dividend income based on his/her investment on the record date.		
6.01 Interest receivable from Treasury Bond			
Coupon Interest Receivable as on 31st December 2024 (Annexure C)		1,173,825	1,004,830
6.02 Dividend receivables			
Dividend receivable as on 31st December, 2024 (Annexure D)		1,919,500	145,400



BCB ICL Growth Fund
Notes to the Financial Statements

		Amount in BDT	
		31 Dec 2024	30 Jun 2024
07. Cash and cash equivalents			
Cash at Bank	7.01	671,788	1,048,847
Balance with Brokers	7.02	153,014	-
		<u>824,802</u>	<u>1,048,847</u>
7.01 Cash at banks			
STD accounts with:			
BRAC Bank Limited (1551203879009001), Uttara Jasim Uddin AV Branch. (Operation A/C 01)		32,856	32,868
BRAC Bank Limited (2060608960001), Gulshan Branch. (Operation A/C 02)		469,881	832,928
Southeast Bank Limited (0013500000003), Sat Mashjid Road Branch. (Trade A/C)		141,132	156,925
Standard Chartered Bank (02130883901), Gulshan Branch. (SIP A/C)		27,920	26,126
		<u>671,788</u>	<u>1,048,847</u>
7.02 Balance with Brokers			
Code: G6200; BRAC EPL Stock Brokerage Ltd.		-	-
Code: C140; City Brokerage Ltd.		-	-
Code: ICL01; Commerce Bank Securities & Investment Ltd.		-	-
Code: 2310; UCB Capital Management Ltd.		153,014	-
Code: MF204; Unicap Securities Ltd.		-	-
Code: Y1396; LankaBanagla Securities Ltd.		-	-
Code: ICL02; Shanta Securities Limited		-	-
Code: C711; IDLC Securities Ltd.		-	-
		<u>153,014</u>	<u>-</u>
08 Advance, deposits and prepayments			
BSEC annual fees		99,461	198,921
Trustee fees		149,304	171,018
CDBL annual fees		23,000	46,000
BO account maintenance fees		900	-
		<u>272,665</u>	<u>415,939</u>
09 Accrued expenses and others			
Audit fees		-	46,000
CDBL charge		2,619	2,570
Custodian fees		73,040	75,495
Management fees		2,081,238	2,171,517
Payable to investor		880	947
Printing & publications		16,531	16,531
Trustee fees		146,641	153,514
Payable for unclaimed dividend account		-	-
		<u>2,320,948</u>	<u>2,466,574</u>
10 Unit capital			
Beginning of the period		198,322,010	213,769,890
Units subscribed during the period		17,189,450	17,086,550
Units re-purchased during the period		(54,720,100)	(32,534,430)
Unit capital at the end of the period		<u>160,791,360</u>	<u>198,322,010</u>
11 Unit transaction reserve			
Opening balance		(7,004,351)	(4,794,916)
New subscription		664,071	599,460
Less: Premium reserve paid for re-purchase		(12,763,841)	(2,808,896)
		<u>(19,104,121)</u>	<u>(7,004,351)</u>
12 Retained earnings			
Opening balance as on July 01, 2024		7,272,065	21,520,756
Total profit/(loss) during the period		29,234,375	(14,248,692)
Dividend paid for the year 2023-24		-	-
Closing balance		<u>36,506,440</u>	<u>7,272,065</u>



BCB ICL Growth Fund
Notes to the Financial Statements

	Amount in BDT	
	31 Dec 2024	30 Jun 2024
13 Net Asset Value (NAV) per unit at cost		
Total Net Asset Value (NAV) at market price	178,193,679	198,589,723
Less: Unrealized gain/loss (Annexure A)	(3,064,735)	(21,707,320)
Total Net Asset Value (NAV) at cost	<u>181,258,414</u>	<u>220,297,043</u>
Number of units	16,079,136	19,832,201
NAV per unit at cost price	<u>11.27</u>	<u>11.11</u>
14 Net Asset Value (NAV) per unit at market price		
Total Net Asset Value (NAV) at market price	178,193,679	198,589,723
Number of units	16,079,136	19,832,201
NAV per unit at market price	<u>11.08</u>	<u>10.01</u>
15 Net gain/(loss) on sale of marketable securities		
Scrip wise realized gain/(loss) (Annexure E)	<u>5,129,666</u>	<u>391,340</u>
16 Dividend income		
Dividend income as on 31st December, 2024 (Annexure D)	<u>5,525,896</u>	<u>2,353,593</u>
17 Interest income		
Fixed Deposit Receipts (FDR)	-	1,037,213
Short Notice Deposit (SND) A/C	162,195	286,806
Treasury Bill	-	230,368
Treasury Bond	2,915,180	-
	<u>3,077,375</u>	<u>1,554,387</u>
18 Bank charges and others		
Bank charges	12,343	3,100
Bidding charge-T Bill & T Bond	58,816	14,375
BP account annual fees	900	11,500
Excise Duty-Bank	50,000	15,000
Excise Duty-FDR	-	21,000
Tax at source- FDR	-	65,974
Tax at source- Bank	16,689	12,445
Tax at source- T Bill	-	11,518
	<u>138,747</u>	<u>154,913</u>
19 Management Fees		
Semi-annual Calculation (184 Days)		
Average weekly NAV	:	193,927,132
Not exceeding BDT 5 Crore	2.5%	630,137
Upto next BDT 20 Crore	2%	1,451,101
		<u>2,081,238</u>
		<u>2,440,261</u>
20 Trustee Fees		
Semi-annual Calculation (184 Days)		
Average weekly NAV	:	193,927,132
Semi annual Trustee Fees	0.15%	146,641
		<u>146,641</u>
		<u>153,514</u>
21 Provision/ write back of provision against fall in value of securities during the period		
Unrealized gain/loss-closing balance of the period	(3,064,735)	(8,147,415)
Less: Unrealized gain/loss-opening balance of the period	(21,707,320)	(8,221,443)
Changes during the period	<u>18,642,585</u>	<u>74,028</u>
22 Earnings per unit for the period		
Net profit/loss for the period (A)	29,234,375	1,027,273
Number of units (B)	16,079,136	21,054,644
Earnings per unit (A÷B)	<u>1.82</u>	<u>0.05</u>



BCB ICL Growth Fund
Investment in Marketable Securities
As at 31 December 2024

Amount in BDT

SI No.	Sector	Name of the Scrip	Number of Shares	Weighted Average Price	Total Cost Value	Market Price	Total Market Value	Unrealized Gain/ (Loss)	% of Unrealized Gain/Loss	Exposure in terms of total asset at cost
1	Bank	BRACBANK	400,000	49.56	19,824,838	49.00	19,600,000	(224,838)	-1.13%	10.80%
2		CITYBANK	175,000	22.09	3,865,884	22.40	3,920,000	54,116	1.40%	2.11%
3		DUTCHBANGL	35,000	48.10	1,683,342	47.90	1,676,500	(6,842)	-0.41%	0.92%
4		EBL	100,000	24.28	2,427,809	24.70	2,470,000	42,191	1.74%	1.32%
5		JAMUNABANK	100,000	19.69	1,968,537	19.60	1,960,000	(8,537)	-0.43%	1.07%
6		PRIMEBANK	110,000	23.87	2,625,758	23.40	2,574,000	(51,758)	-1.97%	1.43%
7		PUBALIBANK	80,000	28.19	2,255,361	29.30	2,344,000	88,639	3.93%	1.23%
8		TRUSTBANK	95,000	22.16	2,105,501	22.00	2,090,000	(15,501)	-0.74%	1.15%
9		UTTARABANK	85,000	22.16	1,883,885	22.40	1,904,000	20,115	1.07%	1.03%
10	Cement	LHB	50,000	56.47	2,823,351	53.90	2,695,000	(128,351)	-4.55%	1.54%
11	Engineering	BSRMSTEEL	30,000	54.47	1,634,026	50.80	1,524,000	(110,026)	-6.73%	0.89%
12		SINGERBD	30,000	122.07	3,662,136	113.20	3,396,000	(266,136)	-7.27%	1.99%
13		WALTONHIL	3,000	497.70	1,493,086	487.50	1,462,500	(30,586)	-2.05%	0.81%
14	Financial Institution	ICB	30,000	65.29	1,958,617	61.60	1,848,000	(110,617)	-5.65%	1.07%
15		IDLC	120,000	34.81	4,176,812	32.70	3,924,000	(252,812)	-6.05%	2.28%
16		UNITEDFIN	130,000	14.34	1,864,378	13.40	1,742,000	(122,378)	-6.56%	1.02%
17	Food & Allied	OLYMPIC	20,000	156.81	3,136,116	158.00	3,160,000	23,884	0.76%	1.71%
18	Fuel & Power	JAMUNAOIL	8,000	192.90	1,543,171	171.40	1,371,200	(171,971)	-11.14%	0.84%
19		MJLBD	55,000	96.42	5,303,171	94.10	5,175,500	(127,671)	-2.41%	2.89%
20		UPGDCL	16,000	131.91	2,110,636	123.60	1,977,600	(133,036)	-6.30%	1.15%
21	Insurance	DELTALIFE	20,000	86.68	1,733,660	79.80	1,596,000	(137,660)	-7.94%	0.94%
22		EASTLAND	50,000	20.52	1,025,916	19.50	975,000	(50,916)	-4.96%	0.56%
23		GREENDELTA	20,000	50.69	1,013,721	48.60	972,000	(41,721)	-4.12%	0.55%

32



Annexure-A

BCB ICL Growth Fund
Investment in Marketable Securities
As at 31 December 2024

Amount in BDT

SI No.	Sector	Name of the Scrip	Number of Shares	Weighted Average Price	Total Cost Value	Market Price	Total Market Value	Unrealized Gain/ (Loss)	% of Unrealized Gain/Loss	Exposure in terms of total asset at cost
24	IT Sector	ITC	5,000	37.77	188,839	35.70	178,500	(10,339)	-5.48%	0.10%
25	Miscellaneous	BSC	98,000	95.23	9,332,899	94.70	9,280,600	(52,299)	-0.56%	5.08%
26	Mutual Fund	DBH1STMF	641,447	4.41	2,827,447	4.00	2,565,788	(261,659)	-9.25%	1.54%
27		PHPMF1	331,000	3.41	1,127,426	3.20	1,059,200	(68,226)	-6.05%	0.61%
28	Pharmaceuticals & Chemicals	ACI	32,000	137.04	4,385,238	139.60	4,467,200	81,962	1.87%	2.39%
29		ACMELAB	40,000	79.49	3,179,728	75.10	3,004,000	(175,728)	-5.53%	1.73%
30		BXPHERMA	16,000	82.14	1,314,161	81.60	1,305,600	(8,561)	-0.65%	0.72%
31		IBNSINA	6,000	288.18	1,729,073	286.80	1,720,800	(8,273)	-0.48%	0.94%
32		KOHINOOR	2,000	515.86	1,031,716	514.50	1,029,000	(2,716)	-0.26%	0.56%
33		MARICO	1,700	2327.23	3,956,295	2282.80	3,880,760	(75,535)	-1.91%	2.16%
34		RENATA	6,000	686.35	4,118,100	635.10	3,810,600	(307,500)	-7.47%	2.24%
35		SQURPHARMA	40,000	223.72	8,948,865	217.70	8,708,000	(240,865)	-2.69%	4.87%
36	Telecommunication	GP	25,000	324.25	8,106,198	323.10	8,077,500	(28,698)	-0.35%	4.42%
37		ROBI	65,000	27.20	1,768,228	28.30	1,839,500	71,272	4.03%	0.96%
38	Textile	ENVOYTEX	40,000	42.12	1,684,742	39.40	1,576,000	(108,742)	-6.45%	0.92%
39		ESQUIRENIT	50,000	21.40	1,070,131	19.50	975,000	(95,131)	-8.89%	0.58%
40		MATINSPINN	23,000	45.99	1,057,784	45.50	1,046,500	(11,284)	-1.07%	0.58%
As at 31 December 2024					<u>127,946,583</u>		<u>124,881,848</u>	<u>(3,064,735)</u>		<u>69.70%</u>



Annexure B

BCB ICL Growth Fund
Investment in Treasury Bill & Bond
As at 31 December 2024

S.L	Tenor	Instrument Name	Instrument ISIN	No. of Instruments	Value as of 31-Dec-24	Maturity Value
1	15-Year	15Y BGTB 29/06/2037	BD0937901157	32,000	2,421,950	3,200,000
2	10-Year	10Y BGTB 17/04/2034	BD0934401102	10,000	980,416	1,000,000
3	10-Year	10Y BGTB 17/04/2034	BD0934401102	5,000	489,349	500,000
4	10-Year	10Y BGTB 17/04/2034	BD0934401102	10,000	980,048	1,000,000
5	10-Year	10Y BGTB 20/06/2034	BD0934481104	27,000	2,700,000	2,700,000
6	10-Year	10Y BGTB 20/06/2034	BD0934481104	20,000	2,000,000	2,000,000
7	10-Year	10Y BGTB 20/06/2034	BD0934481104	25,000	2,500,000	2,500,000
8	15-Year	15Y BGTB 27/03/2039	BD0939371151	110,000	11,000,000	11,000,000
9	15-Year	15Y BGTB 27/03/2039	BD0939371151	10,000	965,323	1,000,000
10	15-Year	15Y BGTB 27/03/2039	BD0939371151	15,000	1,454,480	1,500,000
11	15-Year	15Y BGTB 27/03/2039	BD0939371151	4,000	385,841	400,000
12	20-Year	20Y BGTB 25/01/2043	BD0943281206	2,000	146,582	200,000
13	20-Year	20Y BGTB 28/07/2044	BD0944051202	10,000	1,000,000	1,000,000
14	20-Year	20Y BGTB 28/07/2044	BD0944051202	32,000	3,200,000	3,200,000
15	20-Year	20Y BGTB 28/07/2044	BD0944051202	20,000	2,000,000	2,000,000
16	10-Year	10Y BGTB 22/02/2034	BD0934311103	75,000	7,500,000	7,500,000
17	10-Year	10Y BGTB 22/02/2034	BD0934311103	18,000	1,765,929	1,800,000
18	15-Year	15Y BGTB 24/06/2035	BD0935441156	40,000	3,257,673	4,000,000
19	15-Year	15Y BGTB 27/03/2039	BD0939371151	20,000	1,936,852	2,000,000
20	15-Year	15Y BGTB 27/04/2037	BD0937821157	15,000	1,122,274	1,500,000
21	20-Year	20Y BGTB 28/12/2042	BD0942241201	15,000	1,157,195	1,500,000
22	07-Year	BRAC Bank Subordinate	N/A	2	2,000,000	2,000,000
Value as at December 31, 2024					50,963,910	53,500,000
Value as at June 30, 2024					46,415,765	48,800,000



BCB ICLGROWTH FUND
Profit/Interest Income
For the period from 01 July 2024 to 31 December 2024

Profit/Interest on Bank Deposit

SI No.	Fund Name	Bank Name	Branch Name	Account Number	Account Type	Rate (%)	Interest Amount
1	BCB ICL Growth Fund	BRAC Bank PLC	Uttara Jasim uddin Ave	1551203879009001	SND	5.00%	332
2	BCB ICL Growth Fund	BRAC Bank PLC	Gulshan	2060608960001	Current	5.00%	50,612
3	BCB ICL Growth Fund	Southeast Bank PLC	Saat Mashjid Raod	00135 000 000 03	SND	6.50%	111,241
4	BCB ICL Growth Fund	Standard Chartered	Gulshan	02130883901	SND	0.075%	8
Sub-Total							162,195

Profit/Interest on Term Deposit

SI No.	Name of Instrument	Issuer Company	Branch	Instrument Number	Value	Rate (%)	Interest on TDR
	N/A	N/A			-	0.00%	-
Sub-Total							

Coupon on Bond

SI No.	Name of Instrument	Issuer Company	Instrument Number	Maturity Date	Face Value	Rate (%)	Interest on TDR
Sub-Total							

Coupon on Government Treasury Bill

SI No.	Name of Instrument	Particulars	Value	Rate (%)	Coupon on G-T-Bill
1	N/A	N/A	-	0.00%	-
Sub-Total					

Grand Total**Profit Receivable****Profit/Interest Receivable on Bank Deposit**

SI No.	Fund Name	Bank Name	Branch Name	Account Number	Account Type	Rate (%)	Interest Amount
1	BCB ICL Growth Fund	BRAC Bank PLC	Uttara Jasim uddin Ave	1551203879009001	SND	5.00%	-
2	BCB ICL Growth Fund	BRAC Bank PLC	Gulshan	2060608960001	Current	5.00%	-
3	BCB ICL Growth Fund	Southeast Bank PLC	Saat Mashjid Raod	00135 000 000 03	SND	6.50%	-
4	BCB ICL Growth Fund	Standard Chartered	Gulshan	02130883901	SND	0.075%	-
Sub-Total							-

Profit/Interest Receivable on TDR

SI No.	Name of Instrument	Issuer Company	Branch	Instrument Number	Value	Rate (%)	Interest on TDR
	N/A	N/A	N/A		-	-	-
Sub-Total							

Coupon Receivable on Bond

SI No.	Name of Instrument	Issuer Company	Instrument Number	Maturity Date	Face Value	Rate (%)	Interest Amount
1	15Y BGTB 29/06/2037	T-Bond (BB)	BD0937901157	29-Jun-37	3,200,000	8.55%	21,316
2	15Y BGTB 24/06/2035	T-Bond (BB)	BD0935441156	24-Jun-35	4,000,000	8.70%	10,488
3	15Y BGTB 27/03/2039	T-Bond (BB)	BD0939371151	27-Mar-39	2,000,000	12.15%	63,247
4	15Y BGTB 27/04/2037	T-Bond (BB)	BD0937821157	27-Apr-37	1,500,000	7.98%	3,938
5	15Y BGTB 27/03/2039	T-Bond (BB)	BD0939371151	27-Mar-39	11,000,000	12.15%	357,010
6	15Y BGTB 27/03/2039	T-Bond (BB)	BD0939371151	27-Mar-39	1,000,000	12.15%	11,651
7	15Y BGTB 27/03/2039	T-Bond (BB)	BD0939371151	27-Mar-39	1,500,000	12.15%	12,649
8	15Y BGTB 27/03/2039	T-Bond (BB)	BD0939371151	27-Mar-39	400,000	12.15%	3,995
9	10Y BGTB 17/04/2034	T-Bond (BB)	BD0934401102	17-Apr-34	1,000,000	12.15%	28,581
10	10Y BGTB 17/04/2034	T-Bond (BB)	BD0934401102	17-Apr-34	500,000	12.15%	12,483
11	10Y BGTB 17/04/2034	T-Bond (BB)	BD0934401102	17-Apr-34	1,000,000	12.15%	13,981
12	10Y BGTB 20/06/2034	T-Bond (BB)	BD0934481104	20-Jun-34	2,700,000	12.60%	10,395
13	10Y BGTB 20/06/2034	T-Bond (BB)	BD0934481104	20-Jun-34	2,000,000	12.60%	7,614
14	10Y BGTB 20/06/2034	T-Bond (BB)	BD0934481104	20-Jun-34	2,500,000	12.60%	9,493
15	10Y BGTB 22/02/2034	T-Bond (BB)	BD0934311103	22-Feb-34	7,500,000	12.05%	325,598
16	10Y BGTB 22/02/2034	T-Bond (BB)	BD0934311103	22-Feb-34	1,800,000	12.05%	45,757
17	20Y BGTB 25/01/2043	T-Bond (BB)	BD0943281206	25-Jan-43	200,000	8.89%	7,599
18	20Y BGTB 28/07/2044	T-Bond (BB)	BD0944051202	28-Jul-44	1,000,000	12.75%	44,014
19	20Y BGTB 28/07/2044	T-Bond (BB)	BD0944051202	28-Jul-44	3,200,000	12.75%	109,545
20	20Y BGTB 28/07/2044	T-Bond (BB)	BD0944051202	28-Jul-44	2,000,000	12.75%	4,192
21	20Y BGTB 28/12/2042	T-Bond (BB)	BD0942241201	28-Dec-42	1,500,000	8.95%	2,021
22	07 Year BRAC Bank Subordinate Bond	BARC BANK PLC.	N/A	3-Feb-31	2,000,000	10.97%	68,258
Sub-Total							1,173,825

Coupon Receivable on Government Treasury Bill

SI No.	Name of Instrument	Particulars	Value	Rate (%)	Coupon on G-T-Bill
	N/A	N/A	-	-	-
Sub-Total					

Grand Total**1,173,825**

Annexure D

**BCB ICL GROWTH FUND
DIVIDEND INCOME
For the period from 01 July 2024 to 31 December 2024**

Dividend Income Received:

S.L	Scrip Name	Record Date	No. of shares	Face value per share	Cash Dividend %	Amount in BDT
						Cash Dividend
1	DELTALIFE	8-Jul-24	1,000	10	30.00%	3,000
2	GP	13-Aug-24	160,750	10	160.00%	2,572,000
3	BERGERPBL	18-Aug-24	800	10	500.00%	40,000
4	MARICO	25-Aug-24	4,000	10	1000.00%	400,000
5	LANKABAFIN	4-Sep-24	10,000	10	10.00%	10,000
6	DELTALIFE	5-Sep-24	650	10	30.00%	1,950
7	WALTONHIL	30-Sep-24	7,000	10	350.00%	245,000
8	IBNSINA	27-Oct-24	5,000	10	63.00%	31,500
9	LHB	11-Nov-24	41,419	10	19.00%	78,696
10	MARICO	18-Nov-24	1,650	10	450.00%	74,250
11	BATBC	19-Nov-24	10,000	10	150.00%	150,000
(A)						3,606,396

Dividend Income Receivable:

S.L	Scrip Name	Record Date	No. of shares	Face value per share	Cash Dividend %	Cash Dividend
1	RENATA	21-Oct-24	15,000	10	92.00%	138,000
2	BSRMSTEEL	14-Nov-24	20,000	10	32.00%	64,000
3	INDEXAGRO	14-Nov-24	5,000	10	25.00%	12,500
4	ITC	14-Nov-24	5,000	10	11.00%	5,500
5	ACI	17-Nov-24	3,000	10	20.00%	6,000
6	MJLBD	17-Nov-24	45,000	10	52.00%	234,000
7	OLYMPIC	17-Nov-24	55,000	10	10.00%	55,000
8	UPGDCL	18-Nov-24	16,000	10	60.00%	96,000
9	NAVANAPHAR	19-Nov-24	20,000	10	14.00%	28,000
10	ACMELAB	20-Nov-24	15,000	10	35.00%	52,500
11	SQURPHARMA	21-Nov-24	30,000	10	110.00%	330,000
12	BSC	24-Nov-24	80,000	10	25.00%	200,000
13	BXPHERMA	25-Nov-24	130,000	10	40.00%	520,000
14	ESQUIRENIT	2-Dec-24	50,000	10	10.00%	50,000
15	ICB	5-Dec-24	40,000	10	2.00%	8,000
16	JAMUNAOIL	24-Dec-24	8,000	10	150.00%	120,000
(B)						1,919,500

TOTAL (A)+(B)

5,525,896



BCB ICL GROWTH FUND
Net Gain/ (Loss) on Sale of Marketable Securities
For the period from 01 July 2024 to 31 December 2024

S.L	Scrip Name	Amount in BDT	
		01 Jul 2024 to 31 Dec 2024	01 Jul 2023 to 31 Dec 2023
1	ABB1STMF	(152,130)	-
2	ACI	(1,024,765)	-
3	ACMELAB	(95,147)	-
4	ACFL	(3,138)	-
5	AMPL	-	87,399
6	APEXTANRY	(43,621)	-
7	BSC	796,979	-
8	BSCPLC	(42,863)	-
9	BANKASIA	(120,848)	-
10	BATBC	(710,510)	-
11	BEACONPHAR	(50,755)	-
12	BERGERPBL	(99,902)	-
13	BXPHARMA	(3,340,752)	-
14	BRACBANK	10,743,195	-
15	BSRMSTEEL	(40,383)	-
16	CONFIDCEM	139,727	-
17	CROWNCEMNT	(97,785)	-
18	DBH	617,657	-
19	DBH1STMF	(605,552)	-
20	DELTALIFE	(72,409)	-
21	DHAKABANK	(231,974)	-
22	DESCO	(324,860)	-
23	DOREENPWR	(102,772)	-
24	DUTCHBANGL	(267,322)	-
25	EBL	(102,099)	-
26	EHL	(7,587)	-
27	EASTLAND	(72,115)	-
28	EBL1STMF	(547,441)	-
29	EBLNRBMF	(291,180)	-
30	ENVOYTEX	93,641	-
31	ESQUIRENIT	(875,391)	-
32	FAREASTLIF	176,747	-
33	FBFIF	(235,895)	-
34	GPHISPAT	(128,757)	-
35	GP	4,822,227	-
36	GREENDELT	1,164	-
37	GREENDELMF	(419,670)	-
38	HFL	(31,444)	-
39	HWAWELLTEX	(3,838)	-
40	IDLC	495,573	-
41	IFIC1STMF	(66,881)	-
42	IFIC	(2,703)	-
43	INDEXAGRO	11,026	-
44	ICB	(40)	-
45	ISLAMIBANK	(14,464)	-
46	ITC	2,488	-
47	JAMUNABANK	(175,184)	-
48	JAMUNAOIL	(136,928)	-



BCB ICL GROWTH FUND
Net Gain/ (Loss) on Sale of Marketable Securities
For the period from 01 July 2024 to 31 December 2024

S.L	Scrip Name	Amount in BDT	
		01 Jul 2024 to 31 Dec 2024	01 Jul 2023 to 31 Dec 2023
49	LHB	(284,120)	-
50	LANKABAFIN	60,848	-
51	LRGLOBMF1	(328,295)	-
52	MARICO	(1,076,364)	-
53	MATINSPINN	(149,734)	-
54	MEGHNAPET	(116,416)	-
55	MERCANBANK	(148,762)	-
56	MJLBD	158,932	-
57	MKFOOTWEAR	-	303,941
58	NATLIFEINS	(141,647)	-
59	NAVANAPHAR	125,502	-
60	OLYMPIC	161,858	-
61	ONEBANKPLC	(69,809)	-
62	PDL	(8,092)	-
63	PTL	(1,477)	-
64	PHPMF1	(137,056)	-
65	PIONEERINS	(105,470)	-
66	POWERGRID	(207,248)	-
67	PRIMEBANK	(22,804)	-
68	PUBALIBANK	55,880	-
69	RAKCERAMIC	(27,007)	-
70	RELIANCINS	(169,815)	-
71	RENATA	(981,815)	-
72	ROBI	(157)	-
73	SIPLC	(101,913)	-
74	SHAHJABANK	(73,278)	-
75	SHASHADNIM	(17,633)	-
76	SINGERBD	(84,973)	-
77	SOUTHEASTB	(85,087)	-
78	SQURPHARMA	666,391	-
79	SQUARETEXT	(91,391)	-
80	TECHNODRUG	2,818,562	-
81	CITYBANK	525,223	-
82	IBNSINA	472,694	-
83	PENINSULA	(58,382)	-
84	PREMIERBAN	(63,690)	-
85	TB5Y1128	(142,458)	-
86	TB5Y1228	(179,474)	-
87	TITASGAS	(188,246)	-
88	TOSRIFA	(26,486)	-
89	TRUSTB1MF	(356,185)	-
90	TRUSTBANK	(280,945)	-
91	UCB	10,639	-
92	UPGDCL	239,877	-
93	UTTARABANK	(220,632)	-
94	WALTONHIL	(1,581,200)	-
Total		5,129,666	391,340

